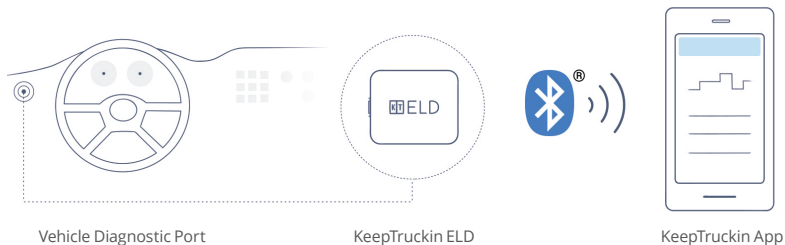


## KeepTruckin ELD

The KeepTruckin ELD plugs into the diagnostic port in a vehicle and is integrally synchronized with the engine. The ELD automatically records driving time and connects to the KeepTruckin App on the driver's mobile device via Bluetooth. Drivers are not able to edit driving time when using the KeepTruckin ELD.




The KeepTruckin ELD is compliant with Federal Motor Carrier Safety Regulation 49 CFR § 395.15 and 49 C.F.R. 395.20 et seq. regarding AOBDRs and ELDs.

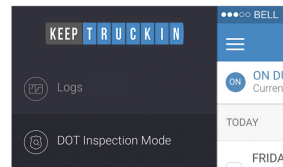


The KeepTruckin ELD is compliant with Section 83 of the Commercial Vehicle Drivers Hours of Service Regulations regarding the use of electronic recording devices.

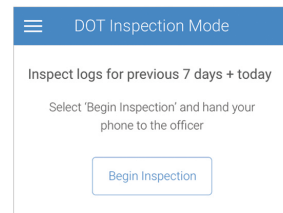
**Need help?** Contact the KeepTruckin Support team at (855) 434-3564 or [support@keeptruckin.com](mailto:support@keeptruckin.com)

## Let an officer inspect your logs

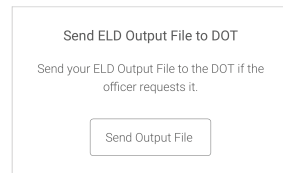
**01** Tap the  Menu icon and select **DOT Inspection Mode**.



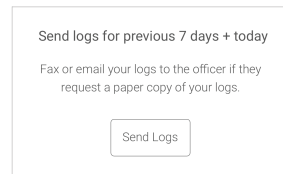
**02** To let an officer view your logs directly from your device, tap **Begin Inspection**.



**03** To send your ELD output file to the DOT via email or web service, tap **Send Output File**.



**04** To email or fax a copy of your logs to an officer, tap **Send Logs**.



←
MAR 9
→

WED

KEEP TRUCKIN

### Driver's Daily Log

USA Property 70 hour / 8 day

March 9, 2016

Driver	John Stevens	ID 16	Co-Driver	Joe Allen
Distance	436 mi		Vehicles	PT3732 Trailers 2651
Carrier	Joe's Transportation		Main Office	415 Green St, San Francisco, CA 94105
Shipping Docs	4214817			

OFF

12.50  
00.00  
10.50  
01.00  
24.00

No.	Status	Start (PST)	Duration	Location	Notes
1	Off Duty	12:00:00 AM	3 hr 59 min 20 sec	Spokane, WA	
2	On Duty	3:59:20 AM	29 min 50 sec	Spokane, WA	Pre-Trip Inspection
3	Driving	4:29:10 AM	6 hr 29 min 50 sec	Spokane, WA	Load Pickup
4	Off Duty	10:59:00 AM	1 hr 1 min 10 sec	Tacoma, WA	Lunch
5	Driving	12:00:10 PM	4 hr 10 sec	Tacoma, WA	
6	On Duty	4:00:20 PM	30 min 20 sec	Portland, OR	Post-Trip Inspection
7	Off Duty	4:30:40 PM	7 hr 30 min 10 sec	Portland, OR	

The Log Graph details the driver's duty status changes for the day.

- The Log Form contains required information about the driver, carrier, and vehicles.

*Note: The layout for DOT Inspection Mode may change based on your fleet's compliance settings.*